

How It Works: LEO™ Classroom

Connect with expert tutors for on-demand, 1-to-1 help



The expert tutors at **Tutor.com** can help you work through a tough homework problem, improve your writing skills, study for a test, review a difficult concept, and so much more!

Live Tutoring Step-by-Step Guide

tutor.com

Connect with a Tutor Now

Schedule a Session

Drop Off Your Work

Test Prep and Self-Study

Job and Career Resources

My Account

Connect with a Tutor Now

Get a tour of Tutor.com

View Previous Sessions

What do you need help with today?

Please take a moment to review our Honor Code.

English

Topic: Select a Topic

Subject: Select a Subtopic

Chat Only Chat with Voice

Question

Enter your question here...

Attach a File

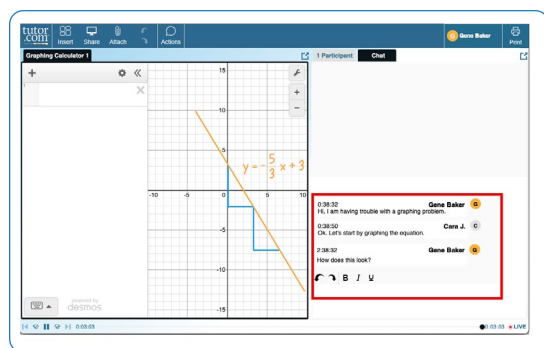
SUBMIT

Step 1: Get started

Step 2: Get the right tutor and start your session

Fill in the quick pre-session questionnaire. Using this information, we will match you with the first available tutor best qualified to assist you.

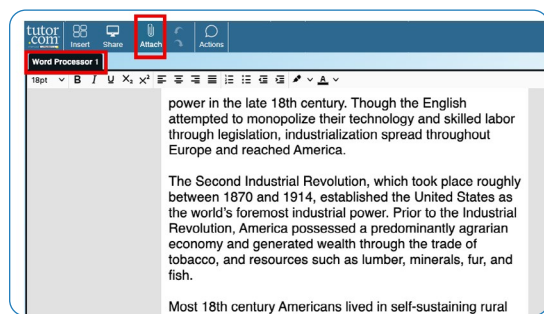
Click on the **SUBMIT** button to quickly connect with an incredible tutor.



Step 3: Communicate

You can use text- or voice-chat to communicate with your tutor in the online classroom. You and your tutor may also use the interactive whiteboard to share work and ideas.

*All activity in the classroom is recorded for review and quality control. Transcripts will be available afterward in **My Account** under the **Completed Sessions** tab.*



Step 4: Share a file

You can upload files related to your assignment to the online classroom—including documents, spreadsheets, presentation slides, screenshots, image files, and more. You and your tutor will be able to view them together during your session.

Post Session Survey

Please indicate on the scale below your agreement with this statement:

By the end of the session, the student achieved understanding of the concept.

Strongly Disagree Disagree Neither agree nor disagree Agree Strongly Agree

Technical issues prevent me from accurately answering this question

Please indicate on the scale below your agreement with this statement:

The student had the prerequisite knowledge required to understand the concept.

Strongly Disagree Disagree Neither agree nor disagree Agree Strongly Agree

Technical issues prevent me from accurately answering this question

Please classify the session

Algebra I

Comments

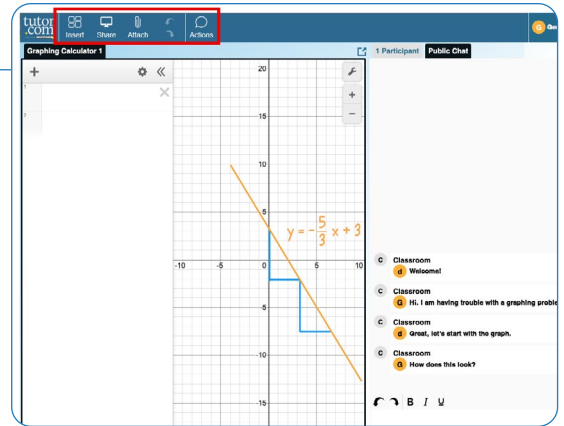
Submit

Step 5: Rate and review your session

After each session, be sure to let us know how we did! Complete the survey and share your comments. Then, you'll have the option to play a recording of your session and email or print the chat log and whiteboards.

Use special tools

The classroom includes a graphing calculator, code editor, and text editor that can be used when working on subject material requiring special tools. You can open them by using the buttons above the whiteboard.



Submit your paper

The drop-off writing review service allows you to get expert help from a tutor without having to connect for a real-time session. Upload a draft of your assignment—whatever stage it is at—and get detailed feedback within a day. Retrieve your tutor's completed review in **My Account** under the **Completed Sessions** tab.

A screenshot of the 'Written Feedback' form in the Tutor.com interface. The form is titled 'Written Feedback' and includes a sub-header 'What do you need help with today?'. It contains several input fields: 'Topic (Required)' with a dropdown menu, 'When is this draft due? (Required)' with a date picker, 'When is your final version of this essay due? (Required)' with a date picker, 'What is the topic of your paper? (Please note: max character count is 200) (Required)' with a text area, 'Where are you in the writing process? (Required)' with a dropdown menu, 'Please describe your assignment and any instructions you've received from your teacher or professor. (Please note: max character count is 1200) (Required)' with a text area, and 'What citation format are you using, if any? (Optional)' with a dropdown menu. There is also an 'Attach a File' button and a 'SUBMIT' button at the bottom.

Practice for a test

Use our practice quizzes to assess your knowledge and prepare for upcoming tests in math, science, and English. Take a quiz, review your results, and connect with a tutor to go over any questions you may have missed.

A screenshot of the 'Take a Practice Quiz' form in the Tutor.com interface. The form is titled 'Take a Practice Quiz' and includes a 'Topic' dropdown menu with 'Algebra' selected. Below the topic dropdown is a 'Quiz' dropdown menu with 'Quiz' selected. There is a 'SUBMIT' button at the bottom.

Use My Account

- Access files you have saved or those you have shared in sessions with your tutors under **Locker**.
- Reconnect with your favorite tutors or see when they are next available by clicking on **Favorite Tutors**.
- Review previous sessions and retrieve feedback on your drop-off reviews under **Completed Sessions**.

